

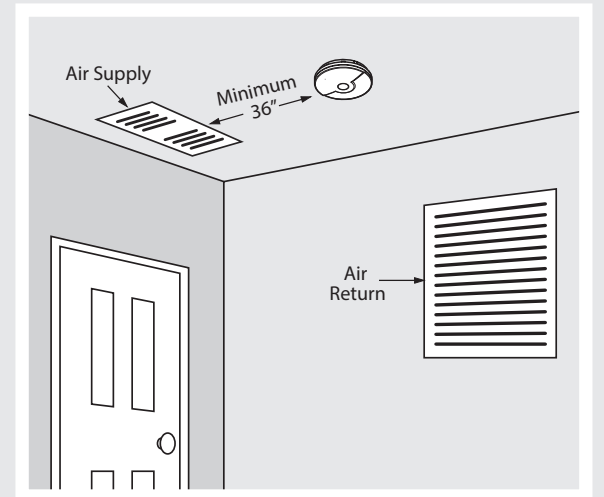
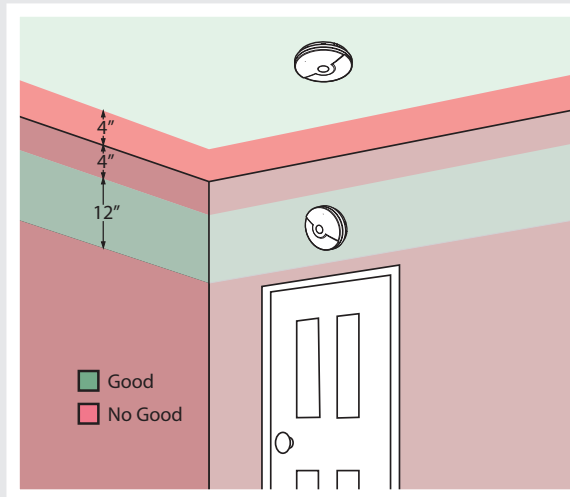
TAKE ACTION

Five Ways To Ensure Smoke Detectors Are Operating At Peak Performance



1 MOUNT CORRECTLY

Ensure **smoke detector is mounted in the correct location** based on the recommendations from the manufacturer, and **adhere to any regulations** that apply to your area.

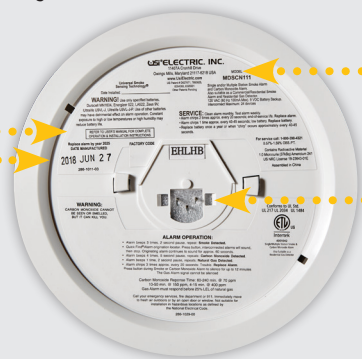


2 CHECK LIFE SPAN

Remove the smoke detector from its mount. **Check the manufacture date** and **replacement date/life expectancy**.

Suggested Replacement Date/Life Span

Date Of Manufacture



Model Number

Hard-Wired Electrical Plug-In Switch



3 KEEP IT CLEAN

Clean the smoke detector with a vacuum or compressed air to remove dust or insects.



4 CHECK BATTERIES

Inspect and replace batteries as needed. A good rule of thumb—change batteries when you reset clocks in the spring and fall.



5 TEST REGULARLY

Finally, **reinstall, activate with test button,** and **test with test smoke.**



HDSUPPLY
FACILITIES MAINTENANCE

Your Single Source For Fire Protection

3 EASY WAYS
TO ORDER

Use the
Easy Order™ App

Visit
hdsupplysolutions.com/fires

Call your sales rep
or 1.800.431.3000